





BEAK Brushless dc motor controller

| Series | Model | Voltage | Display | RS-485 | Matched motor | Dimension(mm) | PIC |
|----------------------------------|------------|------------|---------|--------|---------------|---------------|---|
| SA Brushless dc motor controller | SA-D60LRD | 24VDC | ■ | ■ | <60W | 117*100*60 |  |
| | SA-D120LRD | 24VDC | ■ | ■ | <120W | 117*100*60 | |
| | SA-D200NRD | 48VDC | ■ | ■ | <200W | 117*100*60 | |
| | SA-D60LD | 24VDC | ■ | | <60W | 117*100*60 | |
| | SA-D120LD | 24VDC | ■ | | <120W | 117*100*60 | |
| | SA-D200ND | 48VDC | ■ | | <200W | 117*100*60 | |
| | SA-D60L | 24VDC | | | <60W | 117*100*60 | |
| | SA-D120L | 24VDC | | | <120W | 117*100*60 | |
| | SA-D200N | 48VDC | | | <200W | 117*100*60 | |
| | SA-D60HRD | 220VAC | ■ | ■ | 60W | 117*100*60 | |
| | SA-D120HRD | 220VAC | ■ | ■ | 120W | 117*100*60 | |
| | SA-D200HRD | 220VAC | ■ | ■ | 200W | 117*100*60 | |
| SD Brushless dc motor controller | SD-D60LRD | 24VDC | ■ | ■ | <60W | 118*100*60 |  |
| | SD-D120LRD | 24VDC | ■ | ■ | <120W | 118*100*60 | |
| | SD-D200NRD | 48VDC | ■ | ■ | <200W | 118*100*60 | |
| | SD-D60LD | 24VDC | ■ | | <60W | 118*100*60 | |
| | SD-D120LD | 24VDC | ■ | | <120W | 118*100*60 | |
| | SD-D200ND | 48VDC | ■ | | <200W | 118*100*60 | |
| | SD-D60L | 24VDC | | | <60W | 118*100*60 | |
| | SD-D120L | 24VDC | | | <120W | 118*100*60 | |
| | SD-D200N | 48VDC | | | <200W | 118*100*60 | |
| | SD-D60HRD | 220VAC | ■ | ■ | 60W | 117*100*60 | |
| | SD-D120HRD | 220VAC | ■ | ■ | 120W | 117*100*60 | |
| | SD-D200HRD | 220VAC | ■ | ■ | 200W | 117*100*60 | |
| SH Brushless dc motor controller | SH-D08 | 24/48VDC | | | <200W | 115.5*67*28 |  |
| | SH-D08R | 24/48VDC | | ■ | <200W | 115.5*67*28 | |
| | SH-D06HR | 185-265VAC | ■ | ■ | <750W | 160*126*45 | |

BEAK Brushless dc motor

| Series | Model | Ourput power(W) | Motor voltage (VDC) | Rated speed (RPM) | Rated torque(N M) | Motor length L(mm) | Matched drive | Example Pic |
|---------|----------|-----------------|---------------------|-------------------|-------------------|--------------------|---------------|---|
| 60*60mm | M60L32A | 60 | 24 | 3000 | 0.2 | 74 | SA/SD/SH |  |
| | M60H32A | 60 | 310 | 3000 | 0.2 | 74 | SA/SD/SH | |
| 80*80mm | M60L34A | 60 | 24 | 3000 | 0.2 | 47.5 | SA/SD/SH | |
| | M120L34C | 120 | 24 | 3000 | 0.4 | 80 | SA/SD/SH | |
| | M60H34A | 60 | 310 | 3000 | 0.2 | 47.5 | SA/SD/SH | |
| | M120H34C | 120 | 310 | 3000 | 0.4 | 80 | SA/SD/SH | |
| 90*90mm | M120L35B | 120 | 24 | 3000 | 0.4 | 58.8 | SA/SD/SH | |
| | M200N35C | 200 | 48 | 3000 | 0.66 | 80 | SA/SD/SH | |
| | M120H35B | 120 | 310 | 3000 | 0.4 | 58.8 | SA/SD/SH | |
| | M200H35C | 200 | 310 | 3000 | 0.66 | 80 | SA/SD/SH | |

BEAK Brushless dc gear motor

| Series | Model | Ourput power(W) | Motor voltage (VDC) | Rated speed (RPM) | Rated torque(N M) | Motor length L(mm) | Ratio |
|---------|-----------|-----------------|---------------------|-------------------|-------------------|--------------------|---|
| 60*60mm | M60L32-G | 60 | 24 | 3000 | 0.2 | 74 | 1:3 / 1: 5 1: 10/1: 15 1: 20/1: 30 1: 40/1: 50 1: 60/1: 100 |
| | M60H32-G | 60 | 310 | 3000 | 0.2 | 74 | |
| 80*80mm | M60L34-G | 60 | 24 | 3000 | 0.2 | 47.5 | |
| | M120L34-G | 120 | 24 | 3000 | 0.4 | 80 | |
| | M60H34-G | 60 | 310 | 3000 | 0.2 | 47.5 | |
| | M120H34-G | 120 | 310 | 3000 | 0.4 | 80 | |
| 90*90mm | M120L35-G | 120 | 24 | 3000 | 0.4 | 58.8 | |
| | M200N35-G | 200 | 48 | 3000 | 0.66 | 80 | |
| | M120H35-G | 120 | 310 | 3000 | 0.4 | 58.8 | |
| | M200H35-G | 200 | 310 | 3000 | 0.66 | 80 | |

We provide OEM and ODM service according to the customers' requirement



Naming Rule

Driver

| | | | | | |
|-------------|----------|-----------|--------------|-----------|-----------|
| SD- | D | 30 | L | R | D |
| Series name | | Power(w) | Power supply | | Display |
| | | 30:30w | L: DC24V | R: RS-485 | D:Display |
| | | 60:60w | N:DC48V | None: No | None: No |
| | | 90:90w | M:AC110 | communi- | display |
| | | 120:120w | H:AC220 | cation | |
| | | 200:200W | | | |

Motor

| | | | | | |
|----------|-----------|--------------|-----------|-------------|----------------|
| M | 30 | L | 3 | 2 | A |
| Motor | Power(w) | Power supply | Rotating | Flange size | Shaft diameter |
| | 30:30w | L: DC24V | 1:1000rpm | 2: 60mm | A: 8mm |
| | 60:60w | N:DC48V | 2:2000rpm | 4: 80mm | B: 10mm |
| | 90:90w | M:AC110 | 3:3000rpm | 5: 90mm | C:12mm |
| | 120:120w | H:AC220 | | | None: |
| | 200:200W | | | | gear box |
| | | | | | motor |

Gear box

| | |
|-------------|------------|
| 2- | G05 |
| Flange size | Ratio |
| 2: 60mm | G05: 1:05 |
| 4: 80mm | G10: 1:10 |
| 5: 90mm | G20: 1:20 |